

CREATING YOUR GOMOTION ACCOUNT




*IT IS RECOMMENDED THAT YOU CREATE YOUR ACCOUNT ON A DESKTOP (IN A BROWSER) RATHER THAN ON YOUR PHONE.
YOU CAN NOT DO THIS THROUGH THE APP, IT MUST BE DONE THROUGH THE WEBSITE FIRST!

STEP 1


ACCESS THE PARENT PORTAL THROUGH THIS LINK ON OUR WEBSITE.

GENERATIONS Dance Studio.COM



STEP 2

YOU WILL BE SENT TO OUR GO MOTION SITE. SELECT "SIGN IN".




STEP 3

CREATE YOUR ACCOUNT.

YOU NEED TO ENTER THE PARENTS BIRTHDATE, EMAIL AND PHONE NUMBER. PRESS CONTINUE AND CREATE YOUR PASSWORD. YOU WILL THEN BE SENT A "VERIFICATION" EMAIL.

STEP 4

AFTER VERIFYING YOUR EMAIL YOU CAN NOW LOG INTO "GO MOTION". THRU THE WEBSITE, (NOT YOUR APP). ENTER YOUR ACCOUNT INFO.



MINI TOUR

MEMBERS

REGISTER EACH STUDENT HERE. ENTER EMERGENCY CONTACT AND MEDICAL INFORMATION.

BILLING SUMMARY

SEE YOUR CURRENT CHARGES/PAYMENTS. YOU CAN ALSO RUN A "SIMULATION" TO SEE YOUR FORECASTED NEXT BILL.

PAYMENT SET UP

YOU CAN ADD YOUR CREDIT CARD OR BANK INFORMATION. THIS IS NOT REQUIRED. WE WILL ACCEPT CASH, CHECK, CREDIT CARD, BANK PAYMENTS, AND VENMO. IF PAYING BY CASH OR CHECK, PLEASE BRING INTO THE STUDIO BY THE 1ST OF THE MONTH.

CLASSES

ALL CLASSES THAT YOUR STUDENT, "MEMBER" IS REGISTERED FOR WILL SHOW HERE.

AGREEMENTS

WAIVERS. YOU WILL BE REQUIRED TO SIGN TWO WAIVERS. THE THIRD IS OPTIONAL.

DON'T FORGET TO SAVE

STEP 5

YOU CAN **NOW** DOWNLOAD THE GO MOTION APP!



